

Theory of spin relaxation torque in metallic ferromagnets

Noriyuki Nakabayashi, Akihito Takeuchi, Kazuhiro Hosono, Katsuhisa Taguchi, and Gen Tatara
Department of Physics, Tokyo Metropolitan University, Hachioji, Tokyo 192-0397, Japan

(Received 28 April 2010; published 8 July 2010)

Spin transport driven by an external electric field in uniform metallic ferromagnets with the spin-orbit interaction arising from random impurities is studied microscopically. Spin relaxation torque \mathcal{T} is shown to be written by spatial derivatives of the electric field, but with anisotropy arising from the magnetization. The field-driven contribution of the spin current is also anisotropic. The diffusive spin current is shown to be written as a gradient of the spin chemical potential, and the linear-response expression for the spin chemical potential is derived. It is discussed that the β term in the spin-transfer torque can also be anisotropic.

DOI: [10.1103/PhysRevB.82.014403](https://doi.org/10.1103/PhysRevB.82.014403)

PACS number(s): 72.10.Bg, 72.25.Rb

I. INTRODUCTION

Spintronics aims at using the information carried by the electrons' spin in solids. For this purpose, establishing reliable methods to create, transfer, and detect the spin current is an urgent task. Compared to the charge transports, spin transports have one serious fundamental difficulty. That is the nonconservation of the spin in solids. This limits the range of the spin transmission to be less than the spin-diffusion length, which is typically micron scale in metals.

The nonconservation of the spins is expressed by a source term in the continuity equation for the spin

$$s^\alpha + \nabla \cdot \mathbf{j}_s^\alpha = \mathcal{T}^\alpha. \quad (1)$$

Here s and \mathbf{j}_s are the spin density and spin current, respectively, $\alpha=x,y,z$ is the spin direction, and \mathcal{T} is the spin relaxation torque resulting in the nonconservation of the spin. In the most cases in metals, the dominant origin of \mathcal{T} is the spin-orbit interaction.

Although the relaxation torque term is essential in spin transports, it has so far been treated only on the phenomenological ground. The continuity equation is equivalent to the Boltzmann equation, which is useful in discussing the spin transports. The Boltzmann equation for the distribution function of each spin channel was discussed by van Son *et al.*¹ and later by Valet and Fert² in the context of the giant magnetoresistance in multilayer systems. In their analysis, they approximated the spin relaxation torque as proportional to the inverse of a spin relaxation time τ_{sf} and to some unknown function representing a driving force for the spin accumulation. The driving force was written in terms of what they called the spin chemical potential μ_s . The relaxation torque was approximated as $\mathcal{T}^z = \mu_s / \tau_{sf}$. They argued that μ_s satisfies the diffusion equation, $\nabla^2 \mu_s = -\ell_{sf}^{-2} \mu_s$, with the diffusion length $\ell_{sf} \propto \sqrt{\tau_{sf}}$. Microscopic calculation for μ_s has not been done so far.

The diffusion equation for the spin has been widely used to discuss recent spin transports in metallic junctions.³ The decay of spin transport has been confirmed in nonlocal spin-injection experiments,^{4–6} which indicate that the spin diffusion decays with a decay length of 350–500 nm in Cu and 100 nm in Au at room temperature. Although the spin-diffusion equation appears to be so far successful, the phe-

nomenological treatment of the spin relaxation term and the spin chemical potential must be improved to consider the spin transport seriously.

Besides diffusive spin current, there is another spin current that is driven by an effective field. In contrast to the diffusive one, this field-driven contribution should not decay in uniform (single-domain) ferromagnets, since the ratio of the spin current and the charge current is determined by the spin-polarization ratio of the material, which is a statistical mechanical quantity. The field-driven (local) spin current and the diffusive spin current behave differently, as was recently demonstrated theoretically in the case of the inverse spin Hall effect.⁷

In the field of the current-driven magnetization dynamics, the spin relaxation torque has been studied from the microscopic viewpoint.^{8–10} In this context, Eq. (1) gives the expression for the torque acting on the spin density s as

$$\tau^\alpha = -\nabla \cdot \mathbf{j}_s^\alpha + \mathcal{T}^\alpha. \quad (2)$$

In the adiabatic limit, i.e., slowly varying magnetization and under uniform current, the first term reduces to $\nabla \cdot \mathbf{j}_s^\alpha = (P/2e)(\mathbf{j} \cdot \nabla)s^\alpha$, where P is the spin polarization of the current,^{9,10} namely, to the adiabatic spin-transfer torque. When the spin relaxation sets in, the conduction electron no longer follows the magnetization profile, and new contribution to the torque arises from the \mathcal{T} term. This torque was shown to be

$$\mathcal{T} = -\beta \frac{P}{es^2} [\mathbf{s} \times (\mathbf{j} \cdot \nabla)\mathbf{s}], \quad (3)$$

where β is a coefficient inversely proportional to the spin relaxation time τ_s .^{8,10} This torque, called β term, turned out to be essential in determining the efficiency of the current-driven domain-wall motion.^{11–13} The magnitude of the parameter β has recently been intensively studied experimentally by measuring the domain-wall speed under current.^{14,15} Theoretical formulation for estimating β in the first-principles calculations was carried out recently.¹⁶

The spin relaxation torque has been studied also from the viewpoint of how to define the spin current. It was discussed that the spin relaxation torque contains a term written as a divergence of the torque dipole density, \mathbf{P} .¹⁷ Generalized ar-

gument was given by Shi *et al.*,¹⁸ where they discussed that the z component of the relaxation torque is written as a divergence

$$\mathcal{T}^z = -\nabla \cdot \mathbf{P}, \quad (4)$$

if the system has the inversion symmetry. This means that the total torque integrated over the system should vanish. Shi *et al.* also argued that if the relaxation torque is a divergence of \mathbf{P} , one can define a spin current that is conserved. In fact, defining $\tilde{\mathbf{j}}_s \equiv \mathbf{j}_s + \mathbf{P}$, the continuity equation [Eq. (1)] reduces to $\dot{s}^z + \nabla \cdot \tilde{\mathbf{j}}_s = 0$. The explicit form of the torque dipole density was not calculated in Ref. 18. Obviously, in the presence of the inhomogeneity of the magnetization, the β torque [Eq. (3)] cannot be written as a divergence, and thus it indeed represents the spin angular momentum lost by the spin relaxation.

The result that the spin relaxation torque is given by a derivative of the applied electric field \mathbf{E} is understood as follows. The spin relaxation torque should of course vanish when $\mathbf{E}=0$. It cannot be directly proportional to \mathbf{E} , since field-driven spin current in uniform ferromagnets should not decay. Therefore, the simplest expression for the relaxation torque is a derivative of the field. It is not, however, obvious whether it should be always written in a rotationally invariant way or if it can be anisotropic, since the rotational invariance is broken in uniform ferromagnets because of the magnetization.

The first aim of the present paper is to calculate the spin relaxation torque microscopically in the presence of the applied electric field. The spin relaxation mechanism we take into account is the spin-orbit interaction due to random impurities. Our explicit calculation reveals that the spin relaxation torque is not always rotationally symmetric in uniform ferromagnets, but is generally given by

$$\mathcal{T}^z = \gamma(\nabla \cdot \mathbf{E}) + \delta\gamma(\partial_z E_z), \quad (5)$$

where z axis is along the magnetization, γ and $\delta\gamma$ are coefficients proportional to the inverse spin relaxation time. The spin relaxation torque is, therefore, anisotropic. Relaxation torque of Eq. (5) indicates that the torque dipole density is given by

$$\mathbf{P} = -[\gamma\mathbf{E} + \delta\gamma(\mathbf{n} \cdot \mathbf{E})\mathbf{n}], \quad (6)$$

where \mathbf{n} represents the direction of the magnetization. These anisotropic behaviors of the transport quantities is common when spin-orbit interaction exists, as is well known in charge transport as the anisotropic magnetoresistance (AMR).¹⁹

The second aim of the paper is to study the spin current on the same microscopic footing as the relaxation torque. We show that the spin current is made up of a field-driven contribution which is local and the diffusive one with nonlocality. The field-driven contribution is anisotropic like the AMR effect for the charge current (we call the effect as spin AMR effect). The diffusive contribution is given as a gradient of a spin chemical potential, μ_s . We will derive the linear-response expression for the spin chemical potential. Our microscopic study on the spin current demonstrates the validity of the half-phenomenological treatments.²

II. MODEL

We consider the conduction-electron system taking account of the spin-orbit interaction, the impurity scattering without spin flip, and the applied electric field. The Hamiltonian of the system is given as $H = H_0 + H_{so} + H_{em} + H_{imp}$, where H_0 is the free-electron Hamiltonian including the uniform magnetization, H_{so} is the spin-orbit interaction, H_{em} is the interaction with the gauge field representing the applied electric field, and H_{imp} is the spin-independent impurity scattering. The free part reads

$$H_0 \equiv \sum_{k\sigma} \epsilon_{k\sigma} c_{k\sigma}^\dagger c_{k\sigma}, \quad (7)$$

where the electron creation and annihilation operators are denoted by c^\dagger and c , respectively, $\epsilon_{k\sigma} \equiv \frac{k^2}{2m} - \epsilon_F - \sigma M$, ϵ_F is the Fermi energy, M is the spin splitting due to the magnetization, and $\sigma \equiv \pm$ represents the spin. The spin-orbit interaction is represented by $H_{so} = H_{so}^0 + H_{so}^A$, where $[\sigma_k (k=x, y, z)]$ is the Pauli matrix]

$$H_{so}^0 = -\frac{i}{2} \sum_{ijk} \epsilon_{ijk} \int d^3x (\nabla_i v_{so}^{(k)}) (c^\dagger \vec{\nabla}_j \sigma_k c), \quad (8)$$

$$H_{so}^A = -e \sum_{ijk} \epsilon_{ijk} \int d^3x (\nabla_i v_{so}^{(k)}) A_j(\mathbf{x}, t) (c^\dagger \sigma_k c). \quad (9)$$

[We suppress the spin index when obvious, namely, $c = (c_+, c_-)$.] The spin-orbit potential $v_{so}^{(k)}$ is assumed to arise from random impurities and to depend on the spin direction (k). The averaging over the spin-orbit potential is carried out as

$$\langle v_{so}^{(k)}(\mathbf{p}) v_{so}^{(\gamma)}(-\mathbf{p}') \rangle_i = n_{so} \lambda_{so}^2 \delta_{\mathbf{p}, \mathbf{p}'} \delta_{k\gamma}, \quad (10)$$

where n_{so} and λ_{so} are the concentrations of the spin-orbit impurities and the strength of the interaction, respectively. The average of the spin-orbit potential at the linear order is zero in our model and thus we do not take account of the anomalous Hall and spin Hall effects. We consider a case where electric field $\mathbf{E}(\mathbf{x}, t) [\equiv -\dot{\mathbf{A}}(\mathbf{x}, t)]$ is position and time dependent. The electromagnetic interaction is written as

$$H_{em} = -\frac{e}{m} \sum_{k,q} \sum_i k_i A_i(\mathbf{q}, \Omega) (c_{k-q/2}^\dagger c_{k+q/2}), \quad (11)$$

where Ω is the frequency of the electric field. We will consider the limit of small Ω and small q . The scattering by the normal impurities is represented by

$$H_{imp} = \sum_{i=1}^{N_{imp}} \sum_{kk'} \frac{v_i}{N} e^{i(k-k') \cdot \mathbf{R}_i} c_{k'}^\dagger c_k, \quad (12)$$

where v_i represents the strength of the impurity potential, \mathbf{R}_i represents the position of random impurities, N_{imp} is the number of impurities, and $N \equiv V/a^3$ is number of sites. To estimate physical quantities, we take the random average over impurity positions in a standard manner.⁹

To derive the spin continuity equation, Eq. (1), we derive the equation of motion for the spin density, $s(\mathbf{x}, t)$

$\equiv \langle c^\dagger(\mathbf{x}, t) \boldsymbol{\sigma} c(\mathbf{x}, t) \rangle$ ($\langle \rangle$ represents the quantum average). The time development of the spin density reads

$$\dot{s}^\alpha = i \langle [H, c^\dagger] \sigma_\alpha c + c^\dagger \sigma_\alpha [H, c] \rangle, \quad (13)$$

where H is the total Hamiltonian of the system. The commutators are calculated as in Appendix A, and Eq. (13) turns out to be Eq. (1), namely,

$$\dot{s}^\alpha = -\nabla \cdot \mathbf{j}_s^\alpha + \mathcal{T}^\alpha$$

with the spin current given as

$$\mathbf{j}_s^\alpha \equiv \mathbf{j}_s^{(n),\alpha} + \mathbf{j}_s^{\text{so},\alpha}, \quad (14)$$

where

$$j_{s,i}^{(n),\alpha} \equiv -\frac{i}{2m} \langle c^\dagger \sigma_\alpha \vec{\nabla}_i c \rangle - \frac{e}{m} A_i \langle c^\dagger \sigma_\alpha c \rangle \equiv j_{s,i}^{(0),\alpha} + j_{s,i}^{A,\alpha} \quad (15)$$

and

$$j_{s,i}^{\text{so},\alpha} \equiv -\sum_j \epsilon_{ijk} \langle \nabla_j v_{\text{so}}^{(\alpha)} \rangle \langle c^\dagger c \rangle. \quad (16)$$

The relaxation torque reads

$$\mathcal{T}^\alpha \equiv \mathcal{T}_{\text{so}}^\alpha + \mathcal{T}_{\text{so}}^{A,\alpha}, \quad (17)$$

where

$$\mathcal{T}_{\text{so}}^\alpha \equiv i \sum_{ijkl} \epsilon_{ijk} \epsilon_{alk} \langle \nabla_i v_{\text{so}}^{(k)} \rangle \langle c^\dagger \sigma_l \vec{\nabla}_j c \rangle, \quad (18)$$

$$\mathcal{T}_{\text{so}}^{A,\alpha} \equiv 2e \sum_{ijkl} \epsilon_{ijk} \epsilon_{alk} \langle \nabla_i v_{\text{so}}^{(k)} \rangle A_j \langle c^\dagger \sigma_l c \rangle. \quad (19)$$

The spin relaxation torque depends on the definition of the spin current. For instance, if we redefine the spin current as $\mathbf{j}_s' \equiv \mathbf{j}_s - \mathbf{C}^\alpha$, where \mathbf{C} is a vector, the continuity equation [Eq. (1)] becomes $\dot{s}^\alpha + \nabla \cdot \mathbf{j}_s'^\alpha = \mathcal{T}'^\alpha$, where the relaxation torque reads $\mathcal{T}'^\alpha \equiv \mathcal{T}^\alpha + \nabla \cdot \mathbf{C}^\alpha$. This ambiguity of spin current definition of course does not affect physical quantities such as the total torque acting on the spin density, which is given by \dot{s} .

III. SPIN RELAXATION TORQUE

We calculate the spin relaxation torque as a linear response to the applied electric field. The uniform magnetization is chosen as along z axis. The spin-orbit interaction is included to the second order.

The contributions to the relaxation torque, Eq. (17), are shown in Fig. 1. The leading contribution for small $1/(\epsilon_F \tau)$ and $q\ell$ (ℓ is the electron mean free path) turns out to be the first diagram in Fig. 1, which reads (see Appendix B for details)

$$\begin{aligned} \mathcal{T}^\alpha &= \delta_{\alpha,z} \frac{2}{45\pi} n_{\text{so}} \lambda_{\text{so}}^2 \frac{e}{m^2} (3 \nabla \cdot \dot{\mathbf{A}} + \nabla_z \dot{A}_z) \\ &\times \sum_{kk'} k^2 (k')^4 \sum_{\sigma=\pm} \sigma g_{k,\sigma}^r g_{k',-\sigma}^r (g_{k',-\sigma}^a)^2 + \text{c.c.}, \quad (20) \end{aligned}$$

where $g_{k\sigma}^r$ and $g_{k\sigma}^a$ are retarded and advanced electron

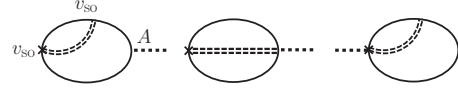


FIG. 1. Feynman diagrams representing the relaxation torque. Solid lines represent the electron Green's function with the lifetime (τ_σ) included, v_{so} represents the spin-orbit interaction (double dashed line) and dotted line represents the interaction with the gauge field (A). The first two diagrams are the contributions to $\mathcal{T}_{\text{so}}^\alpha$ and the last diagram is the contribution to $\mathcal{T}_{\text{so}}^{A,\alpha}$. The vertex marked by cross represents the relaxation torque.

Green's functions, respectively, carrying the wave vector \mathbf{k} and spin σ with zero frequency. As we see, only z component of the torque is finite. The Green's functions include the lifetime arising from the self-energy process due to normal impurities and the spin-orbit interaction. The inverse lifetime for the electron with spin $\sigma (= \pm)$ is given as

$$\tau_\sigma^{-1} = 2\pi n_i v_i^2 \nu_\sigma (1 + \kappa_{z,\sigma} + \kappa_\perp \gamma_\sigma), \quad (21)$$

where ν_σ is the spin-resolved electron density of states, n_i and v_i are the concentration and the potential strength of the impurities, and $\kappa_{z,\sigma} \equiv \frac{1}{3} \frac{n_{\text{so}} \lambda_{\text{so}}^2}{n_i v_i^2} k_{F\sigma}^4$ and $\kappa_\perp \equiv \frac{2}{3} \frac{n_{\text{so}} \lambda_{\text{so}}^2}{n_i v_i^2} k_{F+}^2 k_{F-}^2$ are dimensionless ratios of the spin-orbit interaction to the normal impurity scattering ($k_{F\sigma}$ is the spin-dependent Fermi wave-length) and $\gamma_\sigma \equiv \frac{\nu_{-\sigma}}{\nu_\sigma}$. The total relaxation torque is therefore given by [Eq. (5)]

$$\mathcal{T}^z = \gamma (\nabla \cdot \mathbf{E}) + \delta\gamma (\partial_z E_z), \quad (22)$$

where

$$\gamma \equiv \frac{8\pi e}{15m^2} n_{\text{so}} \lambda_{\text{so}}^2 \nu_+ \nu_- k_{F+}^2 k_{F-}^2 \sum_{\sigma=\pm} \sigma k_{F\sigma}^2 \tau_\sigma^2 \quad (23)$$

and $\delta\gamma \equiv \gamma/3$. The parameter γ is proportional to the spin-flip rate due to the spin-orbit interaction. Our result indicates that the relaxation torque is zero in uniform ferromagnet when uniform electric field is applied. Thus the spin current does not decay in this case. In fact, the static solution of Eq. (1) with $\mathcal{T}^z=0$ is $j_s^z = \text{constant}$.

The degree of the asymmetry, $\delta\gamma/\gamma$, is not universal but is model dependent. For instance, in the case of junction with weak electron hopping at pointlike leads, $\delta\gamma$ vanishes.²⁰

IV. SPIN CURRENT

We here calculate the spin current within the same formalism. Within the linear-response theory, the spin current is calculated by estimating the Feynman diagrams shown in Figs. 2 and 3, which correspond to the field-induced contribution and the effect of the diffusive electron motion, respectively.

We first estimate the normal part of the spin current, $j_{s,i}^{(n),z}$ [Eq. (15)], shown in the first two diagrams in Fig. 2. The contribution $j_{s,i}^{(n),z}$ is defined including the anomalous contribution from the electromagnetic gauge field, $j_{s,i}^{A,z}$. Its dominant contribution in the limit of small Ω and small q is calculated as (see Appendix C for detail)

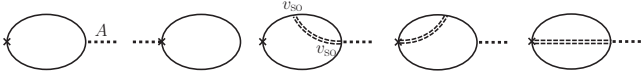


FIG. 2. Feynman diagrams representing the local contribution to the spin current [the first two terms in Eq. (37)]. The first three diagrams correspond to $j_s^{(n)}$ and the last two diagrams represent the contribution from the anomalous velocity, j_s^{so} . Dotted and double dashed lines denote the interaction with the applied electric field and the spin-orbit interaction, respectively. The vertex marked by cross represents the spin current.

$$j_{s,i}^{(n),z} = -i \frac{1}{2\pi m^2} \sum_{kq} e^{-iq \cdot x} \int \frac{d\Omega}{2\pi} e^{i\Omega t} \sum_j \Omega A_j(\mathbf{q}, \Omega) \times \sum_{\sigma} \sigma \left[k_i k_j g_{k-q/2, \sigma}^r g_{k+q/2, \sigma}^a + \sum_{k' \sigma'} k_i k'_j g_{k-q/2, \sigma}^r g_{k+q/2, \sigma'}^a g_{k'-q/2, \sigma'}^r g_{k'+q/2, \sigma'}^a n_i \right] \times v_1^2 \Gamma_{\sigma\sigma'}(\mathbf{q}, \Omega). \quad (24)$$

In Eq. (24), the first term is the contribution shown in the left of Fig. 2 and the second term is the contribution from the vertex correction (Fig. 3).

The factor $\Gamma_{\sigma\sigma'}(\mathbf{q}, \Omega)$ contains all the vertex corrections due to the normal impurities and the spin-orbit interaction shown in Fig. 3. The equation of motion for $\Gamma_{\sigma\sigma'}$ is derived in the same manner as in Ref. 21 carried out in the context of quantum correction (the diffusion without the spin-orbit interaction was considered in Ref. 22). The equation is obtained as

$$\Gamma_{\sigma\sigma} = (1 + \kappa_z)(1 + \Pi_{\sigma}\Gamma_{\sigma\sigma}) + \kappa_{\perp}\Pi_{-\sigma}\Gamma_{-\sigma,-\sigma}, \quad (25)$$

$$\Gamma_{\sigma,-\sigma} = \kappa_{\perp}(1 + \Pi_{-\sigma}\Gamma_{-\sigma,-\sigma}) + (1 + \kappa_z)\Pi_{\sigma}\Gamma_{\sigma,-\sigma},$$

where

$$\Pi_{\sigma}(\mathbf{q}, \Omega) \equiv n_i v_1^2 \sum_k g_{k-q/2, \sigma}^r g_{k+q/2, \sigma}^a \approx [1 - (D_{\sigma} q^2 \tau_{\sigma} + \kappa_z + \kappa_{\perp} \gamma_{\sigma})], \quad (26)$$

where $D_{\sigma} \equiv \frac{(k_F \sigma)^2}{3m^2} \tau_{\sigma}$ is the diffusion constant. Neglecting quantities of order of $(\kappa_z, \kappa_{\perp})^2$, Eq. (25) is solved as

$$\Gamma_{\sigma\sigma} = \frac{1 + \kappa_z - (1 + 2\kappa_z)\Pi_{-\sigma}}{[1 - (1 + \kappa_z)\Pi_{+}][1 - (1 + \kappa_z)\Pi_{-}]},$$

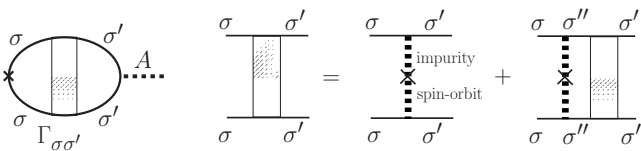


FIG. 3. Left: the vertex correction contribution to $j_s^{(n),z}$, resulting in the diffusive spin current [the last term of Eq. (37)]. Right: $\Gamma_{\sigma\sigma'}$, which is a ladder process of the successive electron scattering by the normal impurity and the spin-orbit interaction (represented by thick dotted lines) connecting the spin indices σ and σ' .

$$\Gamma_{\sigma,-\sigma} = \frac{\kappa_{\perp}}{[1 - (1 + \kappa_z)\Pi_{+}][1 - (1 + \kappa_z)\Pi_{-}]}. \quad (27)$$

Using Eq. (26), we obtain $\Gamma_{\sigma\sigma'}$ as (assuming the rotational symmetry for the wave vectors when averaging over the spin-orbit potential)

$$\Gamma_{\sigma\sigma} = \frac{1}{D_{\sigma} q^2 \tau_{\sigma} + \kappa_{\perp} \gamma_{\sigma}}, \quad (28)$$

$$\Gamma_{\sigma,-\sigma} = \frac{\kappa_{\perp}}{[D_{+} q^2 \tau_{+} + \kappa_{\perp} \gamma_{+}][D_{-} q^2 \tau_{-} + \kappa_{\perp} \gamma_{-}]}.$$

By use of Eq. (28) and summing over the wave vectors, the normal spin current, Eq. (24), reads

$$j_{s,i}^{(n),z} = \sigma_s^0 E_i - \nabla_i \mu_s, \quad (29)$$

where $\sigma_s^0 \equiv e \Sigma_{\pm}(\pm) D_{\pm} \nu_{\pm}$ is the bare spin conductivity divided by e . The first term of Eq. (29) is the field-driven contribution. The second gradient term is a diffusive contribution (vertex corrections), arising from the spin accumulation. The effective potential describing the spin accumulation, μ_s , reads

$$\mu_s \equiv \int d^3 x' \chi(\mathbf{x} - \mathbf{x}') (\nabla \cdot \mathbf{E})(\mathbf{x}'), \quad (30)$$

where χ is a correlation function arising from the electron diffusion, given as (V is the system volume)

$$\chi(\mathbf{x}) \equiv - \sum_{\pm} (\pm) \sigma_{\pm} \frac{1}{V} \sum_q \frac{e^{-iq \cdot \mathbf{x}}}{q^2 + (\ell_{s,\pm})^{-2}}. \quad (31)$$

Here $\sigma_{\pm} \equiv e D_{\pm} \nu_{\pm}$ is the spin-resolved Boltzmann conductivity divided by e and the correlation length is given as

$$\ell_{s,\sigma} = \sqrt{D_{\sigma} \tau_{s,\sigma}}. \quad (32)$$

The lifetime of the spin σ electron reads $\tau_{s,\sigma} \equiv \tau_{\sigma}/(\kappa_{\perp} \gamma_{\sigma})$. Defining $\mu_s = \mu_{+} - \mu_{-}$, we see that spin-resolved effective potential satisfies

$$[-\nabla^2 + (\ell_{s,\sigma})^{-2}] \mu_{\sigma} = -\sigma_{\sigma} (\nabla \cdot \mathbf{E}). \quad (33)$$

In three dimensions, the correlation function reads

$$\chi(\mathbf{x}) = \frac{1}{4\pi|\mathbf{x}|} \sum_{\pm} (\pm) \sigma_{\pm} e^{-|\mathbf{x}|/\ell_{s,\pm}}. \quad (34)$$

The local part of the spin current arises also from the anomalous spin current due to the spin-orbit interaction, defined in Eq. (16). This contribution is calculated by evaluating the last two diagrams in Fig. 2 as (see Appendix C)

$$j_{s,i}^{\text{so},z} = \delta\sigma_s (1 - \delta_{i,z}) E_i, \quad (35)$$

where

$$\delta\sigma_s \equiv \frac{\pi}{9} n_{\text{so}} \lambda_{\text{so}}^2 \frac{e}{m} \sum_{\pm} (\pm) (k_{F\pm})^4 (\nu_{\pm})^2 \tau_{\pm}. \quad (36)$$

This spin-orbit correction to the spin conductivity is anisotropic, resulting in a spin version of the AMR effect, namely, spin AMR effect.

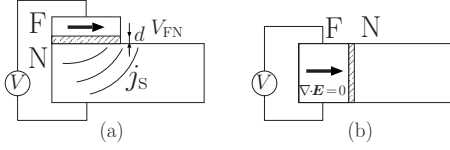


FIG. 4. (a) Creation of diffusive spin current (spin injection) by applying the electric voltage perpendicular to the F-N interface. (b) When the voltage is applied parallel to an ideal interface, no spin current is induced since $\nabla \cdot \mathbf{E} = 0$.

From Eqs. (24), (28), and (35), the leading contribution to the spin current for small \mathbf{q} and Ω is obtained as the sum of the local part driven by the electric field and the diffusive part as

$$\mathbf{j}_s^{\text{loc}} = \sigma_s \mathbf{E} - \delta \sigma_s (\mathbf{n} \cdot \mathbf{E}) \mathbf{n} - \nabla \mu_s, \quad (37)$$

where $\sigma_s \equiv \sigma_s^0 + \delta \sigma_s$ and \mathbf{n} is the unit vector along the magnetization. In terms of the angle θ defined by $\cos \theta \equiv (\mathbf{n} \cdot \mathbf{E})/E$, the magnitude of the field-driven (local) current reads

$$j_s^{\text{loc},z} = \sqrt{(\sigma_{s\parallel})^2 + ((\sigma_{s\perp})^2 - (\sigma_{s\parallel})^2) \sin^2 \theta}, \quad (38)$$

where $\sigma_{s\parallel} \equiv \sigma_s^0$ and $\sigma_{s\perp} \equiv \sigma_s$. When the degree of the anisotropy is small, the spin current becomes

$$\frac{j_s^{\text{loc},z}}{E} = \sigma_{s\parallel} \left[1 + \frac{1}{2} \left(\frac{\sigma_{s\perp}}{\sigma_{s\parallel}} \right)^2 \sin^2 \theta \right]. \quad (39)$$

We define the magnitude of the spin AMR as

$$\frac{\Delta \rho_s}{\rho_{s\perp}} \equiv \frac{\rho_{s\parallel} - \rho_{s\perp}}{\rho_{s\perp}} = \frac{\delta \sigma_s / \sigma_s}{1 - \delta \sigma_s / \sigma_s}, \quad (40)$$

where $\rho_{s\alpha} \equiv (\sigma_{s\alpha})^{-1}$ ($\alpha = \parallel, \perp$).

V. SPIN INJECTION

We have thus derived the explicit expression for the spin chemical potential within the linear-response theory. Let us apply Eq. (30) to a ferromagnetic-normal metal junction with an insulating barrier, used in the nonlocal spin-injection experiments,⁵ depicted in Fig. 4(a). When the voltage is applied perpendicular to the interface (we choose the x axis in this direction), the electric field is uniform inside the ferromagnet and the normal metal except at the interface. Writing the voltage drop at the interface (chosen as at $x=0$) by V_{FN} , we obtain

$$\nabla \cdot \mathbf{E} \simeq \delta(x) V_{\text{FN}}/d, \quad (41)$$

where d is the width of the interface, which is treated as small enough compared with the electron mean free path, resulting in the delta function in $\nabla \cdot \mathbf{E}$. In totally unpolarized nonmagnetic metals, namely, if $\sigma_+ = \sigma_-$ and $D_+ = D_-$, the correlation function in Eq. (31) always vanishes. As is naively guessed, therefore, spin injection thus requires an effective spin polarization close to the interface, induced by the exchange interaction with the ferromagnet. This spin polarization is expected to be localized within a short distance of a

few lattice constants from the interface. Let us approximate the interface polarization by introducing spin-dependent diffusion constant and the density of states, \bar{D}_σ and \bar{v}_σ , respectively, at the interface. The long-range behavior of the spin-correlation function in the nonmagnetic side is then obtained as

$$\chi^{(N)}(\mathbf{x}) = -\frac{e}{4\pi} \left(\sum_\sigma \sigma \bar{D}_\sigma \bar{v}_\sigma \right) \frac{e^{-|\mathbf{x}|/\ell_s}}{|\mathbf{x}|}, \quad (42)$$

where ℓ_s is the spin-diffusion length in the normal metal [ℓ_s is a long ($\sim \mu\text{m}$) length scale and thus does not depend on the spin]. We therefore obtain from Eq. (30) the chemical potential as

$$\mu_s^{(N)}(\mathbf{x}) = \frac{q_s}{4\pi|\mathbf{x}|} e^{-|\mathbf{x}|/\ell_s}, \quad (43)$$

where $q_s \equiv (\sum_\sigma \sigma \bar{D}_\sigma \bar{v}_\sigma) e V_{\text{FN}} A_{\text{FN}}/d$ is the spin-accumulation rate at the interface (per unit time) and A_{FN} is the area of the junction. This result of μ_s is consistent with intuitive and phenomenological results of the spin injection in the perpendicular structure shown in Fig. 4(a). In contrast, when the voltage is applied parallel to the ideal interface as shown in Fig. 4(b), spin injection does not occur since $\nabla \cdot \mathbf{E} = 0$ at the interface and thus $\mu_s^{(N)} = 0$.

VI. TOTAL TORQUE AND ASYMMETRIC β TERM

The continuity equation [Eq. (1)] indicates that the spin polarization (magnetization) changes due to the spin relaxation. (Change in the magnetization magnitude is a feature of the itinerant magnetism.) By use of Eqs. (5), (33), and (37), we see that Eq. (1) results in

$$\dot{s}^z = \gamma_\tau \nabla \cdot \mathbf{E} + \delta \gamma_\tau \nabla_z E_z + \sum_\pm (\pm) \frac{\mu_\pm}{(\ell_{s,\pm})^2}, \quad (44)$$

where $\gamma_\tau \equiv \gamma - \delta \sigma_s$ and $\delta \gamma_\tau \equiv \delta \gamma + \delta \sigma_s$. General case with uniform magnetization along any unit vector \mathbf{n} is given by ($s \equiv \mathbf{n}$)

$$\dot{s} = \mathbf{n} \left(\gamma_\tau \nabla \cdot \mathbf{E} + \delta \gamma_\tau \nabla_\parallel E_\parallel + \sum_\pm (\pm) \frac{\mu_\pm}{(\ell_{s,\pm})^2} \right), \quad (45)$$

where $E_\parallel \equiv \mathbf{n} \cdot \mathbf{E}$ and $\nabla_\parallel \equiv \mathbf{n} \cdot \nabla$.

In addition to the change in the magnitude, Eq. (45), there is a torque, which is perpendicular to \mathbf{n} . Such torque arises when the magnetization is not homogeneous and plays important roles in current-induced magnetization dynamics. We have carried out the calculation of the current-induced torque done in Ref. 10 on the same footing as the derivation of Eq. (5). As a result, we found that the β term becomes asymmetric as (see Appendix D for details of the calculation)

$$\mathcal{T}_{\text{so}}^{(\beta),\alpha} = -\frac{P}{e s^2} [\beta s \times (\mathbf{j} \cdot \nabla) s + \delta \beta s \times (\mathbf{j}_\parallel \nabla_\parallel) s]^\alpha, \quad (46)$$

where $\mathbf{j}_\parallel \equiv \mathbf{n} \cdot \mathbf{j}$ is the current along the local magnetization and $\delta \beta / \beta = -1/5$ in the present model. The spin-transfer torque due to the spin-orbit interaction is thus different from

that due to the spin-flip scattering. The expression of the total torque allowing for the spatially varying current density and the magnetization is therefore obtained as

$$\begin{aligned} \dot{s} = & -\frac{P}{2e}(\nabla \cdot \mathbf{j})\mathbf{n} - \frac{P}{e}\{\beta\mathbf{n} \times (\mathbf{j} \cdot \nabla)\mathbf{n} + \delta\beta\mathbf{n} \times (j_{\parallel}\nabla_{\parallel})\mathbf{n}\} \\ & + \mathbf{n} \left[\gamma_{\tau}(\nabla \cdot \mathbf{E}) + \delta\gamma_{\tau}(\partial_{\parallel}E_{\parallel}) + \sum_{\pm} (\pm)(\ell_{s,\pm})^{-2}\mu_{\pm} \right]. \end{aligned} \quad (47)$$

This expression clearly demonstrates that the spin relaxation torque requires some inhomogeneity either of the applied current or the spin structure, in addition to the spin-orbit (or spin-flip) interaction. Totally homogeneous system does not relax. The last term in Eq. (47) gives useful information for measuring the spin accumulation induced by the spin current.

VII. CONCLUSION

We have carried out a microscopic calculation of the spin relaxation torque and the spin current induced in disordered ferromagnetic metals by the applied electric field. The spin-orbit interaction arising from the random impurities is included as a source of spin relaxation and inhomogeneity of the applied electric field is taken into account. We found that the spin relaxation torque in the uniform magnetization case is written as a divergence of the electric field plus an anisotropic term. The spin current was shown to be made up of field-driven (local) and diffusive (nonlocal) contributions, the latter written as a gradient of a spin chemical potential. We have derived a general linear-response expression for the spin chemical potential. The spin-injection effect was briefly discussed based on our results. When the analysis is applied to the inhomogeneous magnetization case, we argued that the β torque in the current-induced magnetization dynamics can be anisotropic.

Before finishing, we emphasize that the expressions for the spin current and μ_s are meaningless without specifying the physical observable to be measured. In the inverse spin Hall effect, which was originally proposed as^{3,23,24} $j_{\mu} \propto \epsilon_{\mu\nu\rho} j_{s,\nu}^p$, it has recently been demonstrated that the charge current is not directly proportional to the spin current.^{7,25} Solving for the spin current only does not therefore provide physical information.

ACKNOWLEDGMENTS

The authors thank E. Saitoh, J. Shibata, H. Kohno, and S. Murakami for valuable discussions. This work was supported by a Grant-in-Aid for Scientific Research in Priority Areas, “Creation and control of spin current” (Grant No. 1948027), the Kurata Memorial Hitachi Science and Technology Foundation, and the Sumitomo Foundation.

APPENDIX A: DERIVATION OF THE SPIN CONTINUITY EQUATION

We calculate the commutators which appear in Eq. (13) with the total Hamiltonian $H \equiv H_0 + H_{so}^0 + H_{so}^A + H_{em} + H_{imp}$. As

for the free-electron part, H_0 , the commutator reads

$$[H_0, c] = \frac{1}{2m}\nabla^2 c. \quad (A1)$$

The spin-orbit contributions read

$$\begin{aligned} [H_{so}^0, c] &= i \sum_{ijk} \epsilon_{ijk} (\nabla_i v_{so}^{(k)}) \sigma_k \nabla_j c, \\ [H_{so}^A, c] &= e \sum_{ijk} \epsilon_{ijk} (\nabla_i v_{so}^{(k)}) A_j \sigma_k c, \end{aligned} \quad (A2)$$

and the electromagnetic field contribution is

$$[H_{em}, c] = -i \frac{e}{m} \sum_i A_i \nabla_i c. \quad (A3)$$

The commutator for the creation operator is given by $[H, c^\dagger] = -[H, c]^\dagger$. Equation (13) in the operator form thus reads ($\hat{s}^\alpha \equiv c^\dagger \sigma_\alpha c$ is the electron-spin operator)

$$\begin{aligned} \partial_t \hat{s}^\alpha &= \frac{i}{2m} \nabla \cdot (c^\dagger \sigma_\alpha \vec{\nabla} c) - \sum_{ij} \epsilon_{ija} (\nabla_i v_{so}^{(a)}) \nabla_j (c^\dagger c) \\ &+ \frac{e}{m} \sum_i A_i \nabla_i (c^\dagger \sigma_\alpha c) + i \sum_{ijkl} \epsilon_{ijk} \epsilon_{kal} (\nabla_i v_{so}^{(k)}) (c^\dagger \sigma_l \vec{\nabla}_j c) \\ &+ 2e \sum_{ijkl} \epsilon_{ijk} \epsilon_{kal} (\nabla_i v_{so}^{(k)}) A_j (c^\dagger \sigma_l c). \end{aligned} \quad (A4)$$

(The contribution from the impurity scattering, H_{imp} , vanishes.) The first three terms on the right-hand side of Eq. (A4) are written as divergence (choosing the electromagnetic vector potential as divergenceless, $\nabla \cdot \mathbf{A} = 0$). From Eq. (A4), it is useful to define the spin current operators as

$$\hat{j}_s^\alpha \equiv \hat{j}_s^{(n),\alpha} + \hat{j}_s^{so,\alpha}, \quad (A5)$$

where

$$\begin{aligned} \hat{j}_{s,i}^{(n),\alpha} &\equiv -\frac{i}{2m} c^\dagger \sigma_\alpha \vec{\nabla}_i c - \frac{e}{m} A_i c^\dagger \sigma_\alpha c, \\ \hat{j}_{s,i}^{so,\alpha} &\equiv -\sum_j \epsilon_{ija} (\nabla_j v_{so}^{(a)}) c^\dagger c. \end{aligned} \quad (A6)$$

Taking the average, the equation of motion for the spin-density operator, Eq. (A4), results in the spin continuity equation,

$$\partial_t s^\alpha \equiv -\nabla \cdot (\hat{j}_s^{(n),\alpha} + \hat{j}_s^{so,\alpha}) + \mathcal{T}_{so}^\alpha + \mathcal{T}_{so}^{A,\alpha}, \quad (A7)$$

where each terms are given by Eqs. (15) and (18).

APPENDIX B: CALCULATION OF SPIN RELAXATION TORQUE

In this section, we show details of calculation of spin relaxation torque. The first contribution in Fig. 1 reads

$$\begin{aligned} \mathcal{T}_{\text{so}}^z = & i \frac{e}{m} \int \frac{d\omega}{2\pi} \int \frac{d\Omega}{2\pi} \sum_{\mathbf{k}\mathbf{k}'} \sum_{\mathbf{q}} \sum_{ijkl} \sum_{mn\beta\gamma} \epsilon_{ijk} \epsilon_{z\beta k} \epsilon_{mn\gamma} e^{-iq \cdot \mathbf{x}} e^{i\Omega t} \\ & \times \langle v_{\text{so}}^{(k)}(\mathbf{k} - \mathbf{k}') v_{\text{so}}^{(\gamma)}(\mathbf{k}' - \mathbf{k}) \rangle_i A_l(k - k')_i (k + k' + q)_j \\ & \times k'_m k_n \left(k' + \frac{q}{2} \right)_l \text{tr}[\sigma_{\beta} g_{\mathbf{k},\omega} \sigma_{\gamma} g_{\mathbf{k}',\omega} g_{\mathbf{k}'+\mathbf{q},\omega+\Omega}]^< + \text{c.c.} \end{aligned} \quad (\text{B1})$$

Here $g_{\mathbf{k}\omega}$ represents the contour ordered electron Green's function with the wave vector \mathbf{k} and the frequency ω ($g_{\mathbf{k}\omega}$ is a 2×2 diagonal matrix in the spin space), tr is the trace over the spin, $[\]^<$ represents the lesser components, and $\langle \rangle_i$ represents the averaging over the random spin-orbit impurities. Taking the lesser component, we obtain

$$\begin{aligned} \mathcal{T}_{\text{so}}^z = & - \frac{i}{2\pi m} \int \frac{d\Omega}{2\pi} \sum_{\mathbf{k}\mathbf{k}'} \sum_{\mathbf{q}} \sum_{ijkl} \sum_{mn\beta\gamma} \epsilon_{ijk} \epsilon_{z\beta k} \epsilon_{mn\gamma} e^{-iq \cdot \mathbf{x}} e^{i\Omega t} \\ & \times \langle v_{\text{so}}^{(k)}(\mathbf{k} - \mathbf{k}') v_{\text{so}}^{(\gamma)}(\mathbf{k}' - \mathbf{k}) \rangle_i A_l \Omega(k - k')_i (k + k' + q)_j \\ & \times k'_m k_n \left(k' + \frac{q}{2} \right)_l \text{tr}[\sigma_{\beta} g_{\mathbf{k}}^r \sigma_{\gamma} g_{\mathbf{k}'}^r g_{\mathbf{k}'+\mathbf{q}}^a] + \text{c.c.} \end{aligned} \quad (\text{B2})$$

The retarded and the advanced electron Green's functions at zero frequency are represented by g^r and g^a , respectively.

The leading contribution for small $1/(\epsilon_F \tau)$ is given by

$$\begin{aligned} \mathcal{T}_{\text{so}}^z = & - \frac{i}{\pi m} \int \frac{d\Omega}{2\pi} \sum_{\mathbf{k}\mathbf{k}'} \sum_{\mathbf{q}} \sum_{ijkl} \sum_{mn\beta\gamma} \epsilon_{ijk} \epsilon_{z\beta k} \epsilon_{mn\gamma} e^{-iq \cdot \mathbf{x}} e^{i\Omega t} \\ & \times \langle v_{\text{so}}^{(k)}(\mathbf{k} - \mathbf{k}') v_{\text{so}}^{(\gamma)}(\mathbf{k}' - \mathbf{k}) \rangle_i \\ & \times A_l \Omega k_i k'_j k'_m k_n k'_l \text{tr}[\sigma_{\beta} g_{\mathbf{k}}^r \sigma_{\gamma} g_{\mathbf{k}'}^r g_{\mathbf{k}'+\mathbf{q}}^a] + \text{c.c.} \end{aligned} \quad (\text{B3})$$

Expanding \mathbf{q} in the Green's function, we obtain the leading contribution as

$$\begin{aligned} \mathcal{T}_{\text{so}}^z = & - \frac{i}{\pi m^2} \int \frac{d\Omega}{2\pi} \sum_{\mathbf{k}\mathbf{k}'} \sum_{\mathbf{q}} \sum_{ijkl} \sum_{mn\beta\gamma} \epsilon_{ijk} \epsilon_{z\beta k} \epsilon_{mn\gamma} e^{-iq \cdot \mathbf{x}} e^{i\Omega t} \\ & \times \langle v_{\text{so}}^{(k)}(\mathbf{k} - \mathbf{k}') v_{\text{so}}^{(\gamma)}(\mathbf{k}' - \mathbf{k}) \rangle_i \\ & \times A_l \Omega k_i k'_j k'_m k_n k'_l q_o \text{tr}[\sigma_{\beta} g_{\mathbf{k}}^r \sigma_{\gamma} g_{\mathbf{k}'}^r (g_{\mathbf{k}'}^a)^2] + \text{c.c.} \end{aligned} \quad (\text{B4})$$

Using the rotational symmetry, i.e., $\langle k_i k_j \rangle = \frac{k^2}{3} \delta_{ij}$ and $\langle k_i k_j k_l k_k \rangle = \frac{k^4}{15} (\delta_{ij} \delta_{kl} + \delta_{ik} \delta_{jl} + \delta_{il} \delta_{jk})$ (the average here denotes the angular average), we obtain

$$\begin{aligned} \mathcal{T}_{\text{so}}^z = & - \frac{i}{\pi m^2} \int \frac{d\Omega}{2\pi} \sum_{\mathbf{k}\mathbf{k}'} \sum_{\mathbf{q}} \sum_{kl\beta\gamma} \epsilon_{z\beta k} e^{-iq \cdot \mathbf{x}} e^{i\Omega t} \\ & \times \langle v_{\text{so}}^{(k)}(\mathbf{k} - \mathbf{k}') v_{\text{so}}^{(\gamma)}(\mathbf{k}' - \mathbf{k}) \rangle_i \frac{1}{45} A_l \Omega k^2 (k')^4 \\ & \times (-4\delta_{k\gamma} q_l + \delta_{l\gamma} q_k + \delta_{kl} q_{\gamma}) \text{tr}[\sigma_{\beta} g_{\mathbf{k}}^r \sigma_{\gamma} g_{\mathbf{k}'}^r (g_{\mathbf{k}'}^a)^2] + \text{c.c.} \end{aligned} \quad (\text{B5})$$

We carry out the average over the impurity spin-orbit interaction as Eq. (10) to obtain

$$\begin{aligned} \mathcal{T}_{\text{so}}^z = & \frac{4i}{45\pi} n_{\text{so}} \lambda_{\text{so}}^2 \frac{e}{m^2} \int \frac{d\Omega}{2\pi} \sum_{\mathbf{k}\mathbf{k}'} \sum_{\mathbf{q}} \sum_{\beta\gamma} \epsilon_{z\beta\gamma} e^{-iq \cdot \mathbf{x}} e^{i\Omega t} \\ & \times \Omega(\mathbf{q} \cdot \mathbf{A} - q_{\gamma} A_{\gamma}/2) k^2 (k')^4 \text{tr}[\sigma_{\beta} g_{\mathbf{k}}^r \sigma_{\gamma} g_{\mathbf{k}'}^r (g_{\mathbf{k}'}^a)^2] + \text{c.c.} \end{aligned} \quad (\text{B6})$$

The asymmetric part of the trace is calculated by use of, $A \equiv \frac{1}{2}[A_+ + A_- + \sigma_z(A_+ - A_-)]$ and $B \equiv \frac{1}{2}[B_+ + B_- + \sigma_z(B_+ - B_-)]$ are any diagonal 2×2 matrices,

$$\text{tr}[(\sigma_{\beta} A \sigma_{\gamma} - \sigma_{\gamma} A \sigma_{\beta}) B] = -2i \epsilon_{\beta\gamma\alpha} \sum_{\sigma} \sigma A_{\sigma} B_{-\sigma}. \quad (\text{B7})$$

The result is

$$\begin{aligned} \mathcal{T}_{\text{so}}^z = & \frac{2}{45\pi} n_{\text{so}} \lambda_{\text{so}}^2 \frac{e}{m^2} \int \frac{d\Omega}{2\pi} \sum_{\mathbf{k}\mathbf{k}'} \sum_{\mathbf{q}} e^{-iq \cdot \mathbf{x}} e^{i\Omega t} \\ & \times \Omega(3\mathbf{q} \cdot \mathbf{A} + q_z A_z) k^2 (k')^4 \sum_{\sigma} \sigma g_{\mathbf{k},\sigma}^r g_{\mathbf{k}',-\sigma}^r (g_{\mathbf{k}',-\sigma}^a)^2 + \text{c.c.}, \end{aligned} \quad (\text{B8})$$

which is Eq. (20).

Since the summation over \mathbf{k} and \mathbf{k}' is dominated by the imaginary part of the Green's functions, we use $g_{\mathbf{k},\sigma}^r = -\frac{i}{2\tau_{\sigma}} |g_{\mathbf{k},\sigma}^r|^2 + o(\frac{\hbar}{\epsilon_F \tau})$ and $g_{\mathbf{k}',-\sigma}^r (g_{\mathbf{k}',-\sigma}^a)^2 = \frac{i}{2\tau_{-\sigma}} |g_{\mathbf{k}',-\sigma}^r|^4 + o(\frac{\hbar}{\epsilon_F \tau})$ and obtain the leading contribution as

$$\begin{aligned} \mathcal{T}_{\text{so}}^z = & - \frac{2\pi}{45} n_{\text{so}} \lambda_{\text{so}}^2 \frac{e}{m^2} \int \frac{d\Omega}{2\pi} \sum_{\mathbf{q}} e^{-iq \cdot \mathbf{x}} e^{i\Omega t} \\ & \times \Omega(3\mathbf{q} \cdot \mathbf{A} + q_z A_z) \nu_+ \nu_- k_{F+}^2 k_{F-}^2 (k_{F+}^2 \tau_+^2 - k_{F-}^2 \tau_-^2). \end{aligned} \quad (\text{B9})$$

Here spin-dependent density of states and the Fermi wavelength are represented by ν_{σ} and $k_{F\sigma}$, respectively.

Another contribution to the relaxation torque, $\mathcal{T}_{\text{so}}^{A,\alpha}$ of Eq. (19), represented by the third diagram of Fig. 1, reads

$$\begin{aligned} \mathcal{T}_{\text{so}}^{A,\alpha} = & ie \int \frac{d\omega}{2\pi} \int \frac{d\Omega}{2\pi} \sum_{\mathbf{k}\mathbf{p}} \sum_{\mathbf{q}\Omega} \sum_{ijk} \sum_{mn\beta\gamma} \epsilon_{ijk} \epsilon_{\alpha\beta k} \epsilon_{mn\gamma} e^{-iq \cdot \mathbf{x}} e^{i\Omega t} \\ & \times \langle v_{\text{so}}^{(k)}(\mathbf{p}) v_{\text{so}}^{(\gamma)}(-\mathbf{p}) \rangle_i A_l(\mathbf{q}, \Omega) (k - k')_i (k - k')_m \\ & \times (k + k')_n \text{tr}[\sigma_{\beta} g_{\mathbf{k},\omega} \sigma_{\gamma} g_{\mathbf{k}',\omega}]_{\mathbf{p}=\mathbf{k}-\mathbf{k}'}^<. \end{aligned} \quad (\text{B10})$$

As is seen, $\mathcal{T}_{\text{so}}^{A,\alpha}$ is an odd function of k or k' , and thus it vanishes.

The second diagram in Fig. 1 (we denote it as $\delta\mathcal{T}_{\text{so}}^{\alpha}$) reads

$$\begin{aligned} \delta\mathcal{T}_{\text{so}}^{\alpha} = & -e \int \frac{d\omega}{2\pi} \int \frac{d\Omega}{2\pi} \sum_{\mathbf{k}\mathbf{k}'} \sum_{\mathbf{q}\Omega} \sum_{ijk} \sum_{mn\beta\gamma} \epsilon_{ijk} \epsilon_{\alpha\beta k} \epsilon_{mn\gamma} \\ & \times e^{-iq \cdot \mathbf{x}} e^{i\Omega t} \langle v_{\text{so}}^{(k)}(\mathbf{k}' - \mathbf{k} - \mathbf{q}) v_{\text{so}}^{(\gamma)}(\mathbf{k} - \mathbf{k}' + \mathbf{q}) \rangle_i A_l(\mathbf{q}, \Omega) \\ & \times (k' - k - q)_i (k' - k - q)_n (k + k')_j \\ & \times \text{tr}[\sigma_{\beta} g_{\mathbf{k},\omega} \sigma_{\gamma} g_{\mathbf{k}',\omega+\Omega}]^<. \end{aligned} \quad (\text{B11})$$

Here, the wave vectors of the two Green's functions, \mathbf{k} and \mathbf{k}' , are independent and thus the magnitude of $\delta\mathcal{T}_{\text{so}}^{\alpha}$ turns out to be smaller than $\mathcal{T}_{\text{so}}^z$ by the order of $1/(\epsilon_F \tau)$.

We therefore see that the dominant contribution to the relaxation torque arises from the first process in Fig. 1, which is estimated to be Eq. (B9) [Eq. (20)].

APPENDIX C: CALCULATION OF THE SPIN CURRENT

1. Normal spin current

Here we show first the derivation of the normal spin current without the vertex correction, i.e., the first term of Eq. (24). The leading contribution of Eq. (15) arises from the first diagram of Fig. 2. It reads

$$\begin{aligned} j_{s,i}^{(0),z} = & i \frac{e}{m^2} \sum_{kq} e^{-iq \cdot x} \int \frac{d\Omega}{2\pi} \int \frac{d\omega}{2\pi} e^{i\Omega t} \sum_j \\ & \times k_i k_j A_j(q, \Omega) \sum_{\sigma} \sigma \left\{ f\left(\omega + \frac{\Omega}{2}\right) \right. \\ & - f\left(\omega - \frac{\Omega}{2}\right) \left[g_{k-q/2, \omega-\Omega/2, \sigma}^r g_{k+q/2, \omega+\Omega/2, \sigma}^a \right. \\ & + f\left(\omega - \frac{\Omega}{2}\right) g_{k-q/2, \omega-\Omega/2, \sigma}^a g_{k+q/2, \omega+\Omega/2, \sigma}^a \\ & \left. \left. - f\left(\omega + \frac{\Omega}{2}\right) g_{k-q/2, \omega-\Omega/2, \sigma}^r g_{k+q/2, \omega+\Omega/2, \sigma}^r \right] \right\}. \quad (C1) \end{aligned}$$

Here the effect of spin-orbit interaction is included in the lifetime (self-energy) of the Green's functions. Estimating $j_{s,i}^{(0),z}$ to linear order in Ω and using $f'(\omega) = -\delta(\omega)$ at low temperatures, we see obviously that the first contribution in the square bracket reduces to the first term of Eq. (24). The remaining contribution, which we call $\delta j_{s,i}^{(0),z}$, is calculated to linear order in Ω as

$$\begin{aligned} \delta j_{s,i}^{(0),z} = & i \frac{e}{m^2} \sum_{kq} e^{-iq \cdot x} \int \frac{d\Omega}{2\pi} \int \frac{d\omega}{2\pi} e^{i\Omega t} \sum_j k_i k_j A_j(q, \Omega) \sum_{\sigma} \sigma \\ & \times \left[f(\omega) [g_{k-q/2, \omega, \sigma}^a g_{k+q/2, \omega, \sigma}^a - g_{k-q/2, \omega, \sigma}^r g_{k+q/2, \omega, \sigma}^r] \right. \\ & - \frac{\Omega}{2} f'(\omega) [g_{k-q/2, \omega, \sigma}^a g_{k+q/2, \omega, \sigma}^a + g_{k-q/2, \omega, \sigma}^r g_{k+q/2, \omega, \sigma}^r] \\ & + \frac{\Omega}{2} f(\omega) [(g_{k-q/2, \omega, \sigma}^a)^2 g_{k+q/2, \omega, \sigma}^a - g_{k-q/2, \omega, \sigma}^a (g_{k+q/2, \omega, \sigma}^a)^2 \\ & \left. - (g_{k-q/2, \omega, \sigma}^r)^2 g_{k+q/2, \omega, \sigma}^r + g_{k-q/2, \omega, \sigma}^r (g_{k+q/2, \omega, \sigma}^r)^2] \right]. \quad (C2) \end{aligned}$$

On the other hand, the contribution from the gauge field, $j_{s,i}^{A,\alpha}$ in Eq. (15), reads

$$\begin{aligned} j_{s,i}^{A,\alpha}(x, t) = & i \delta_{\alpha,z} \frac{e}{m} A_i(x, t) \int \frac{d\omega}{2\pi} \sum_{k\sigma} \sigma g_{k\omega\sigma}^< \\ = & i \delta_{\alpha,z} \frac{e}{m} A_i(x, t) \int \frac{d\omega}{2\pi} \sum_{k\sigma} \sigma f(\omega) (g_{k\omega\sigma}^a - g_{k\omega\sigma}^r). \quad (C3) \end{aligned}$$

This contribution is proportional to A and so is on the order of E/Ω . One can easily see that this contribution cancels with the first term of Eq. (C2) estimated at $q=0$. We therefore obtain

$$\begin{aligned} \delta j_{s,i}^{(0),z} + j_{s,i}^{A,\alpha} = & i \frac{e}{m^2} \sum_{kq} e^{-iq \cdot x} \int \frac{d\Omega}{2\pi} \int \frac{d\omega}{2\pi} e^{i\Omega t} \sum_j k_i k_j A_j(q, \Omega) \\ & \times \sum_{\sigma} \sigma \left[-\frac{\Omega}{2} f'(\omega) [g_{k-q/2, \omega, \sigma}^a g_{k+q/2, \omega, \sigma}^a \right. \\ & + g_{k-q/2, \omega, \sigma}^r g_{k+q/2, \omega, \sigma}^r] \\ & + \frac{\Omega}{2} f(\omega) [(g_{k-q/2, \omega, \sigma}^a)^2 g_{k+q/2, \omega, \sigma}^a \\ & - g_{k-q/2, \omega, \sigma}^a (g_{k+q/2, \omega, \sigma}^a)^2 - (g_{k-q/2, \omega, \sigma}^r)^2 g_{k+q/2, \omega, \sigma}^r \\ & \left. + g_{k-q/2, \omega, \sigma}^r (g_{k+q/2, \omega, \sigma}^r)^2] \right] + O(q). \quad (C4) \end{aligned}$$

Since we consider a slowly varying gauge field, it is sufficient for our purpose to estimate this expression at $q=0$ in the Green's functions (the adiabatic limit). The result is

$$\begin{aligned} \delta j_{s,i}^{(0),z} + j_{s,i}^{A,\alpha} = & i \frac{e}{m^2} \sum_{kq} e^{-iq \cdot x} \int \frac{d\Omega}{2\pi} \int \frac{d\omega}{2\pi} e^{i\Omega t} \sum_j k_i k_j A_j(q, \Omega) \\ & \times \sum_{\sigma} \sigma \left[-\frac{\Omega}{2} f'(\omega) [(g_{k, \omega, \sigma}^a)^2 + (g_{k, \omega, \sigma}^r)^2], \right. \quad (C5) \end{aligned}$$

which turns out after k summation to be negligibly small (smaller by a factor of $1/(\epsilon_F \tau)$ than the dominant contribution). We therefore obtain Eq. (24) as the dominant normal spin current at small Ω and q .

2. Calculation of the third diagram in Fig. 2

The contribution from the third diagram in Fig. 2, which arises from the normal current and the spin-orbit interaction including the gauge field, reads

$$\begin{aligned} j_{s,i}^{(3),\alpha} = & -\frac{ie}{m} \int \frac{d\omega}{2\pi} \int \frac{d\Omega}{2\pi} \sum_{kk'} \sum_q \epsilon_{jk\beta} \epsilon_{mn\gamma} \gamma e^{-iq \cdot x} e^{i\Omega t} \\ & \times \langle v_{so}^{(\beta)}(p) v_{so}^{(\gamma)}(-p) \rangle_i A_m(q, \Omega) k_i (k - k')_n \left[\left(k - \frac{q}{2} \right)_j \right. \\ & \times \left(k' - \frac{q}{2} \right)_k \text{tr}[\sigma_{\alpha} g_{k-q/2, \omega}^{\sigma} \sigma_{\beta} g_{k'-q/2, \omega}^{\sigma} \sigma_{\gamma} g_{k+q/2, \omega+\Omega}^{\sigma}] \\ & \left. + \left(k + \frac{q}{2} \right)_j \left(k' + \frac{q}{2} \right)_k \right] \end{aligned}$$

$$\times \text{tr}[\sigma_{\alpha} g_{k-q/2, \omega} \sigma_{\gamma} g_{k'+q/2, \omega+\Omega} \sigma_{\beta} g_{k+q/2, \omega+\Omega}]_{p=k'-k}^<]. \quad (\text{C6})$$

Taking the lesser component, the dominant contribution at small Ω and q turns out to be

$$\begin{aligned} j_{s,i}^{(3),\alpha} &= \frac{ie}{m} \int \frac{d\omega}{2\pi} \int \frac{d\Omega}{2\pi} \sum_{kk'} \sum_q \epsilon_{jk\beta} \epsilon_{mn\gamma} e^{-iq \cdot x} e^{i\Omega t} \\ &\times \langle v_{so}^{(\beta)}(\mathbf{k}' - \mathbf{k}) v_{so}^{(\gamma)}(\mathbf{k} - \mathbf{k}') \rangle_i f'(\omega) \Omega A_m(\mathbf{q}, \Omega) k_i k_j k'_k k'_n \\ &\times \text{tr}[\sigma_{\alpha} g_k^r (\sigma_{\beta} g_{k'}^r \sigma_{\gamma} + \sigma_{\gamma} g_{k'}^a \sigma_{\beta}) g_k^a]. \end{aligned} \quad (\text{C7})$$

By use of the averaging over the spin-orbit potential diagonal in the spin space, Eq. (10), we obtain

$$\begin{aligned} j_{s,i}^{(3),\alpha} &= -\frac{ie}{2\pi m} n_{so} \lambda_{so}^2 \int \frac{d\Omega}{2\pi} \sum_{kk'} \sum_q \epsilon_{jk\beta} \epsilon_{mn\gamma} e^{-iq \cdot x} e^{i\Omega t} \\ &\times \Omega A_m(\mathbf{q}, \Omega) k_i k_j k'_k k'_n \text{tr}[\sigma_{\alpha} g_k^r \sigma_{\beta} (g_{k'}^r + g_{k'}^a) \sigma_{\gamma} g_k^a]_{\beta=\gamma}. \end{aligned} \quad (\text{C8})$$

We therefore see by noting that $\sum_{k'} (g_{k'}^r + g_{k'}^a) = O[\nu/(\epsilon_F \tau)]$ that the contribution $\delta j_{s,i}^{so,\alpha}$ is negligibly small compared with the main contribution, Eq. (24).

3. Anomalous spin current

The anomalous spin current arising from the spin-orbit interaction, defined in Eq. (16) and shown in Fig. 2 (fourth and fifth diagrams), is calculated in a similar manner as that for the relaxation torque. The dominant contribution arises from the fourth diagram of Fig. 2. It reads

$$\begin{aligned} j_{s,i}^{so,\alpha} &\simeq j_{s,i}^{(4),\alpha} \equiv -\frac{e}{m} \int \frac{d\omega}{2\pi} \int \frac{d\Omega}{2\pi} \sum_{kk'} \sum_q \epsilon_{ij\alpha} \epsilon_{mn\gamma} e^{-iq \cdot x} e^{i\Omega t} \\ &\times \langle v_{so}^{(\alpha)}(\mathbf{k} - \mathbf{k}') v_{so}^{(\gamma)}(\mathbf{k}' - \mathbf{k}) \rangle_i A_l(k - k')_j k'_m k_n \left(k' + \frac{q}{2} \right)_l \\ &\times \text{tr}[g_{k,\omega} \sigma_{\gamma} g_{k',\omega} g_{k'+q,\omega+\Omega}]^<. \end{aligned} \quad (\text{C9})$$

Taking the lesser component and the average over the spin-orbit potential, and by noting that only $\gamma=z$ contribution is finite because of the trace over spin, we obtain

$$\begin{aligned} j_{s,i}^{so,z} &= \frac{1}{2\pi} n_{so} \lambda_{so}^2 \int \frac{d\Omega}{2\pi} \sum_{kk'} \sum_q \epsilon_{ijz} \epsilon_{mnz} e^{-iq \cdot x} e^{i\Omega t} A_l \\ &\times \Omega (k - k')_j k'_m k_n \left(k' + \frac{q}{2} \right)_l \text{tr}[g_k^r \sigma_z g_{k'}^r g_{k'+q}^a]. \end{aligned} \quad (\text{C10})$$

The leading contribution at small q is then obtained as

$$\begin{aligned} j_{s,i}^{so,z} &= \frac{-i}{2\pi} n_{so} \lambda_{so}^2 \frac{e}{m} \dot{A}_i(\mathbf{x}, t) \sum_{kk'} \epsilon_{ijz} (k_j)^2 (k'_i)^2 \text{tr}[g_k^r \sigma_z g_{k'}^r g_{k'}^a] \\ &= \begin{cases} -\frac{\pi}{9} n_{so} \lambda_{so}^2 \frac{e}{m} \dot{A}_i(\mathbf{x}, t) \sum_{\sigma} \sigma (k_{F\sigma})^4 (\nu_{\sigma})^2 \tau_{\sigma} & (i=x, y) \\ 0 & (i=z), \end{cases} \end{aligned} \quad (\text{C11})$$

where we used the rotational symmetry in \mathbf{k} space. This expression is Eq. (35).

The last diagram of Fig. 2 reads

$$j_{s,i}^{(5),\alpha} = \delta_{\alpha z} \frac{ie}{2\pi} n_{so} \lambda_{so}^2 \epsilon_{ijz} \epsilon_{klz} \dot{A}_l \sum_{kk'} (k - k')_j (k - k')_k \text{tr}[g_k^r \sigma_z g_{k'}^a]. \quad (\text{C12})$$

This contribution turns out to be smaller than Eq. (C11) by the order of $(\epsilon_F \tau)^{-1}$.

APPENDIX D: CALCULATION OF ASYMMETRIC β TORQUE

The torque generated by the spin-orbit interaction and uniform electric field when the spin structure is inhomogeneous was calculated in Ref. 10. There, the angular averaging over the electron wave vectors was carried out assuming rotational symmetry on averaging the spin-orbit interaction, resulting in a symmetric torque called the β term. Here we carry out the calculation without such approximation and show that asymmetric β term then arises. The torque reads [see Eqs. (19), (21), and (35) of Ref. 10]

$$\begin{aligned} \mathcal{T}_{so}^{\alpha} &= -\frac{e}{\pi m^2} n_{so} \lambda_{so}^2 \sum_{\mu\nu\beta\gamma ij} \epsilon_{\alpha\mu\nu} R_{\mu\beta} R_{\nu\gamma} E_i A_j^{\delta} \sum_{kk'} k_i k_j [(\mathbf{k} \times \mathbf{k}')_{\nu}]^2 \\ &\times \text{tr}[(\sigma_{\beta} g_k^r \sigma_{\gamma} + \sigma_{\gamma} g_k^a \sigma_{\beta}) (|g_k^r|^2 \sigma_{\delta} g_k^a + g_k^r \sigma_{\delta} |g_k^r|^2)], \end{aligned} \quad (\text{D1})$$

where $R_{\mu\nu} \equiv 2m_{\mu} m_{\nu} - \delta_{\mu\nu}$ denotes a rotation matrix for the gauge transformation and $A_j^{\delta} \equiv (\mathbf{m} \times \nabla_j \mathbf{m})^{\delta}$ is the spin gauge field [$\mathbf{m} \equiv (\sin \frac{\theta}{2} \cos \phi, \sin \frac{\theta}{2} \sin \phi, \cos \frac{\theta}{2})$, where θ and ϕ are polar coordinates representing the magnetization direction].¹⁰ In Ref. 10 the term $[(\mathbf{k} \times \mathbf{k}')_{\nu}]^2$ arising from the spin-orbit interaction was averaged independent of the other factor, $k_i k_j$, and thus the torque was proportional to $\langle k_i k_j \rangle = \frac{k^2}{3} \delta_{ij}$ [Eq. (37) of Ref. 10]. Here we carry out the averaging without assuming special symmetry. The averaging over the wave vectors in Eq. (D1) then reads

$$\langle k_i k_j [(\mathbf{k} \times \mathbf{k}')_{\nu}]^2 \rangle = \frac{2}{45} k^4 (k')^2 (2\delta_{ij} - \delta_{i\nu} \delta_{j\nu}). \quad (\text{D2})$$

The last term gives rise to asymmetric torques. Evaluating the trace in the spin space, the torque reads

$$\begin{aligned}
\mathcal{T}_{\text{so}}^{\alpha} = & \frac{8e}{45\pi m^2} n_{\text{so}} \lambda_{\text{so}}^2 \sum_{\mu\nu\beta\gamma} \epsilon_{\alpha\mu\nu} R_{\mu\beta} R_{\nu\gamma} \left(\mathbf{E} \cdot \mathbf{A}^{\delta} - \frac{1}{2} E_{\nu} A_{\nu}^{\delta} \right) \\
& \times \sum_{kk'} k^4 (k')^2 \sum_{\sigma} \left[(\epsilon_{\beta\gamma\delta} - \epsilon_{\beta\gamma\epsilon} \delta_{\delta\epsilon}) \right. \\
& \times |g_{k\sigma}^{\text{r}}|^2 \text{Re } g_{k,-\sigma}^{\text{r}} \sum_{\sigma'} \text{Im } g_{k'\sigma'}^{\text{r}} \\
& + 2\epsilon_{\beta\gamma\epsilon} \delta_{\delta\epsilon} |g_{k\sigma}^{\text{r}}|^2 \text{Re}(g_{k\sigma}^{\text{r}}) \text{Im } g_{k',-\sigma}^{\text{r}} + (\delta_{\beta\epsilon} \delta_{\gamma\delta} \\
& \left. - \delta_{\gamma\epsilon} \delta_{\beta\delta}) \sigma |g_{k\sigma}^{\text{r}}|^2 \text{Im } g_{k,-\sigma}^{\text{r}} \sum_{\sigma'} \text{Im } g_{k'\sigma'}^{\text{r}} \right]. \quad (\text{D3})
\end{aligned}$$

Symmetric contribution (contribution from the $\mathbf{E} \cdot \mathbf{A}^{\delta}$ term) to the first line in the square bracket was calculated in Ref. 10 by use of

$$\begin{aligned}
\sum_{\mu\nu\beta\gamma} \epsilon_{\alpha\mu\nu} R_{\mu\beta} R_{\nu\gamma} A_i^{\delta} (\epsilon_{\beta\gamma\delta} - \epsilon_{\beta\gamma\epsilon} \delta_{\delta\epsilon}) &= 2(A_i^{\alpha} + n^{\alpha} A_i^z) \\
&= (\mathbf{n} \times \nabla_i \mathbf{n})^{\alpha}, \quad (\text{D4})
\end{aligned}$$

where \mathbf{n} denotes the magnetization direction. [The second and the third terms in the square bracket in Eq. (D3) lead to a correction to the spin Berry phase (proportional to A^z) and the standard spin-transfer torque (proportional to $\nabla \mathbf{n}^{\alpha}$), respectively.] As for the asymmetric contribution [terms pro-

portional to $\frac{1}{2} E_{\nu} A_{\nu}^{\delta}$ in Eq. (D3)], summation over ν cannot be taken independent of the electric field, resulting in complicated torques. We here look into only the correction to the β term (the first line in the square bracket), which is obtained as (neglecting irrelevant terms)

$$\begin{aligned}
& - \frac{1}{2} \sum_{\mu\nu\beta\gamma} \epsilon_{\alpha\mu\nu} R_{\mu\beta} R_{\nu\gamma} E_{\nu} A_{\nu}^{\delta} (\epsilon_{\beta\gamma\delta} - \epsilon_{\beta\gamma\epsilon} \delta_{\delta\epsilon}) \\
& \approx \frac{1}{2} (\mathbf{E} \cdot \mathbf{A}^{\alpha} - E_{\alpha} A_{\alpha}^{\alpha}). \quad (\text{D5})
\end{aligned}$$

The result of the β term is thus

$$\mathcal{T}_{\text{so}}^{(\beta),\alpha} \approx \frac{P}{e} [\beta \mathbf{n} \times (\mathbf{j} \cdot \nabla) \mathbf{n} + \delta \beta \mathbf{n} \times (j_{\parallel} \nabla_{\parallel}) \mathbf{n}], \quad (\text{D6})$$

where $j_{\parallel} \equiv \mathbf{n} \cdot \mathbf{j}$, $\nabla_{\parallel} \equiv \mathbf{n} \cdot \nabla$,

$$\beta \equiv \frac{8e}{9\pi m^2 \sigma_B} n_{\text{so}} \lambda_{\text{so}}^2 \sum_{kk'} \sum_{\sigma\sigma'} k^4 (k')^2 |g_{k\sigma}^{\text{r}}|^2 \text{Re } g_{k,-\sigma}^{\text{r}} \text{Im } g_{k'\sigma'}^{\text{r}}, \quad (\text{D7})$$

(σ_B is the Boltzmann conductivity) and $\delta\beta/\beta = -1/5$ in the present model. Thus the β term arising from the spin-orbit interaction has asymmetric contribution, in contrast to the one arising from the random magnetic impurities.⁸

¹P. C. van Son, H. van Kempen, and P. Wyder, *Phys. Rev. Lett.* **58**, 2271 (1987).

²T. Valet and A. Fert, *Phys. Rev. B* **48**, 7099 (1993).

³S. Takahashi and S. Maekawa, *J. Phys. Soc. Jpn.* **77**, 031009 (2008).

⁴F. J. Jedema, A. T. Filip, and B. J. van Wees, *Nature (London)* **410**, 345 (2001).

⁵T. Kimura, Y. Otani, T. Sato, S. Takahashi, and S. Maekawa, *Phys. Rev. Lett.* **98**, 156601 (2007).

⁶T. Seki, Y. Hasegawa, S. Mitani, S. Takahashi, H. Imamura, S. Maekawa, J. Nitta, and K. Takanashi, *Nature Mater.* **7**, 125 (2008).

⁷A. Takeuchi, K. Hosono, and G. Tatara, *Phys. Rev. B* **81**, 144405 (2010).

⁸H. Kohno, G. Tatara, and J. Shibata, *J. Phys. Soc. Jpn.* **75**, 113706 (2006).

⁹G. Tatara, H. Kohno, and J. Shibata, *Phys. Rep.* **468**, 213 (2008).

¹⁰G. Tatara and P. Entel, *Phys. Rev. B* **78**, 064429 (2008).

¹¹G. Tatara and H. Kohno, *Phys. Rev. Lett.* **92**, 086601 (2004).

¹²S. Zhang and Z. Li, *Phys. Rev. Lett.* **93**, 127204 (2004).

¹³A. Thiaville, Y. Nakatani, J. Miltat, and Y. Suzuki, *Europhys. Lett.* **69**, 990 (2005).

¹⁴L. Thomas, M. Hayashi, X. Jiang, R. Moriya, C. Rettner, and S. P. Parkin, *Nature (London)* **443**, 197 (2006).

¹⁵T. A. Moore *et al.*, *Phys. Rev. B* **80**, 132403 (2009).

¹⁶I. Garate, K. Gilmore, M. D. Stiles, and A. H. MacDonald, *Phys. Rev. B* **79**, 104416 (2009).

¹⁷D. Culcer, J. Sinova, N. A. Sinitsyn, T. Jungwirth, A. H. MacDonald, and Q. Niu, *Phys. Rev. Lett.* **93**, 046602 (2004).

¹⁸J. Shi, P. Zhang, D. Xiao, and Q. Niu, *Phys. Rev. Lett.* **96**, 076604 (2006).

¹⁹T. R. McGuire and R. I. Potter, *IEEE Trans. Magn.* **11**, 1018 (1975).

²⁰Y. Takezoe and G. Tatara, *arXiv:1006.3628* (unpublished).

²¹S. Hikami, A. I. Larkin, and Y. Nagaoka, *Prog. Theor. Phys.* **63**, 707 (1980).

²²Y. Ban and G. Tatara, *Phys. Rev. B* **80**, 184406 (2009).

²³J. E. Hirsch, *Phys. Rev. Lett.* **83**, 1834 (1999).

²⁴E. Saitoh, M. Ueda, H. Miyajima, and G. Tatara, *Appl. Phys. Lett.* **88**, 182509 (2006).

²⁵K. Hosono, A. Takeuchi, and G. Tatara, *J. Phys. Soc. Jpn.* **79**, 014708 (2010).